HR12-650W(12V650W)

Specification

Cells Per Unit	6
Voltage Per Unit	12V
Capacity	650W@15min-rate to 1.67V per cell @25℃
Weight	Approx. 58.0Kg (Tolerance±5%)
Internal Resistance	≤3.5 mΩ(Full Charge Condition @25℃)
Terminal	Default F10(M8)
Max. Discharge Current	2000A (5 sec)
Short Circuit Current	3850A
Design Life	15 years
Max. Charging Current	60.0 A
Reference Capacity	C_{10} 190.0Ah C_{20} 200.0Ah
Standby Use Voltage	13.50 V~13.62 V @ 25℃ Temperature Compensation: -3mV/℃/Cell
Equalization Voltage	14.10 V~14.40 V @ 25℃ Temperature Compensation: -4mV/℃/Cell
Operating Temperature Range	Discharge: -20℃~60℃ Charge: 0℃~50℃ Storage: -20℃~60℃
Normal Operating Temperature Range	25℃±5℃
Self Discharge	RITAR Valve Regulated Lead Acid (VRLA) batteries can be stored for up to 6 months at 25℃ and then recharging is recommended. Monthly Self-discharge ratio is less than 3% at 25℃.Please charge batteries before using.
Container Material	A.B.S. UL94-HB, UL94-V0 Optional.



HR (High Rate) series Valve Regulated Lead Acid (VRLA) battery is designed for heavy load discharge applications with 15 years design life in float service. By using strong grids, thick plate and specially designed active material. It is with lower I.R, lower self discharge rate, high power, and longer service life. The HR series battery offers 30% more power output than the standard series. It is suitable for high power standby used, such as datacenter, UPS, EPS etc.

ISO 9001 ISO 14001 ISO 45001

MH 28539 BSTXD210316008507EC

Dimensions

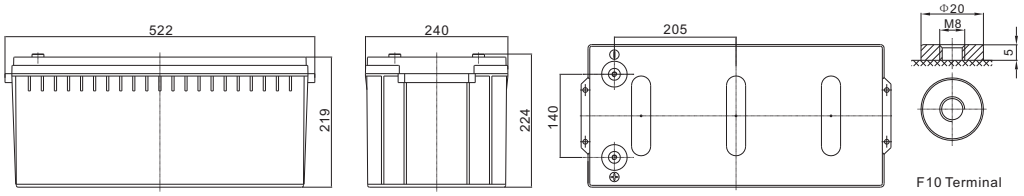

Length	522±2mm (20.6 inches)
Width	240±2mm (9.45 inches)
Height	219±2mm (8.62 inches)
Total Height	224±2mm (8.82 inches)
Terminal	Value
M5	6~7 N*m
M6	8~10 N*m
M8	10~12 N*m

Unit: mm

Constant Current Discharge Characteristics : A (25 ℃)

F.V/Time	5MIN	8MIN	10MIN	15MIN	20MIN	30MIN	60MIN	90MIN
1.60V	573.4	500.6	457.1	359.5	292.7	215.7	124.9	89.60
1.67V	520.3	459.1	422.5	335.2	275.1	204.1	119.1	85.95
1.70V	498.2	441.3	407.3	325.0	267.4	199.2	116.7	84.29
1.75V	460.0	411.0	381.8	307.5	254.0	190.8	112.7	81.64
1.80V	421.4	380.7	356.4	290.9	242.1	182.7	108.6	78.98
1.85V	361.7	324.3	301.9	250.2	210.1	161.6	98.12	72.01

Constant Power Discharge Characteristics : W/Cell (25℃)

F.V/Time	5MIN	8MIN	10MIN	15MIN	20MIN	30MIN	60MIN	90MIN
1.60V	1054	932.3	859.8	685.2	562.5	419.2	234.5	169.6
1.67V	980.6	874.6	811.3	650.0	536.9	402.0	225.7	163.9
1.70V	948.3	848.4	788.7	634.9	525.3	393.9	222.0	161.6
1.75V	889.9	801.7	749.1	607.5	504.2	380.9	215.9	157.3
1.80V	828.3	752.6	707.4	580.5	485.2	367.5	209.4	153.0
1.85V	721.5	650.0	607.4	504.6	425.2	327.8	190.5	140.7

(Note) The above characteristics data are average values obtained within three charge/discharge cycle not the minimum values.

HR12-650W(12V650W)

RITAR®

Discharge Characteristics Curve

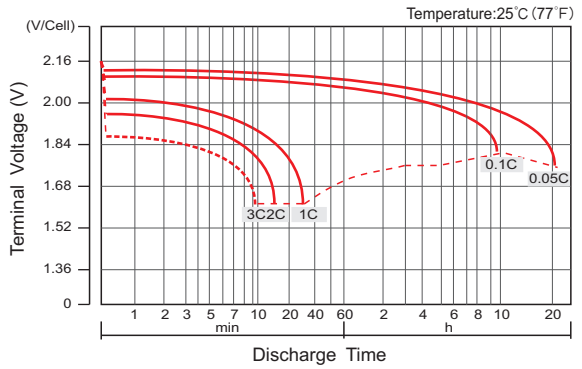

Charge Characteristic Curve For Standby Use(IU)

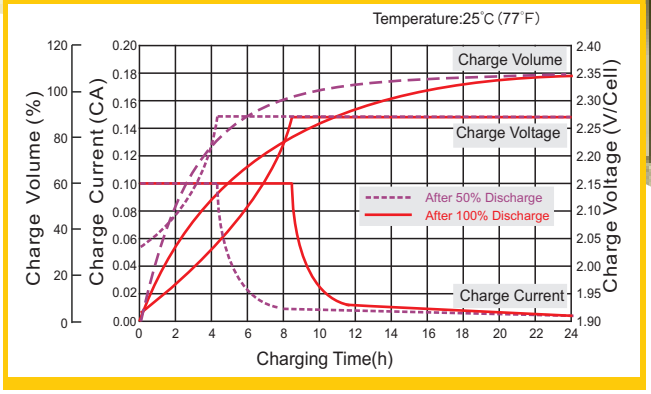

Cycle Life In Relation To Depth Of Discharge

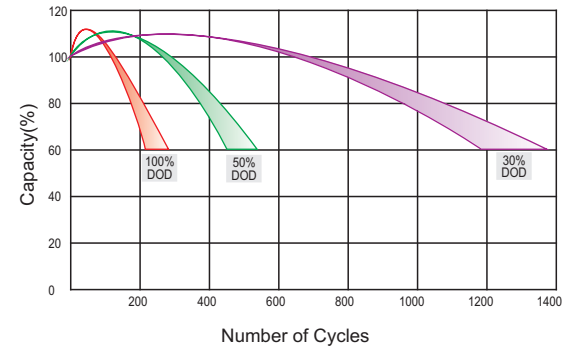

Relationship Between Charging Voltage And Temperature

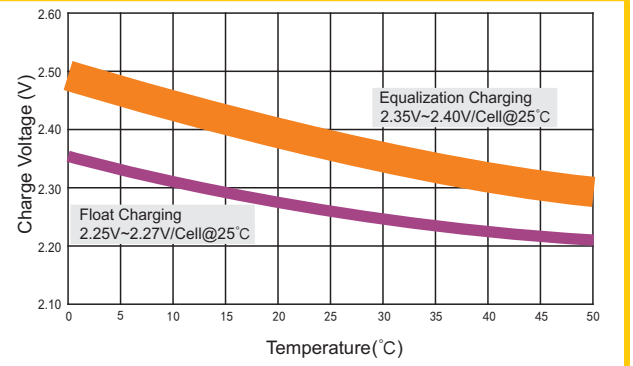

Relationship of OCV And State of Charge(20℃)

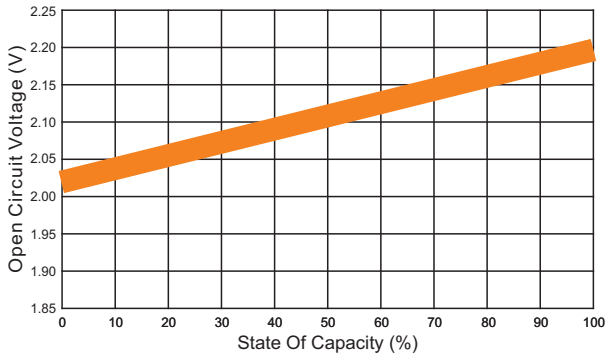

Storage Characteristics

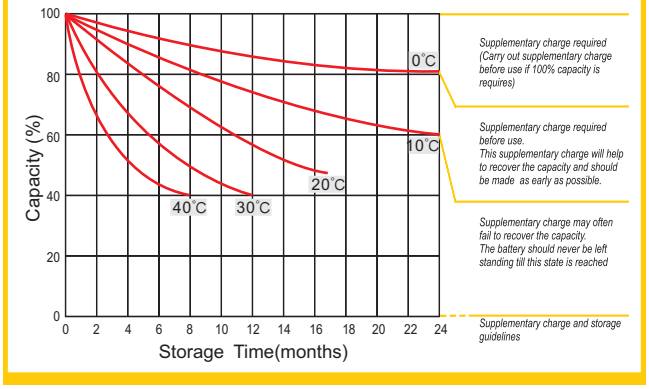

Effect Of Temperature On Long Term Life

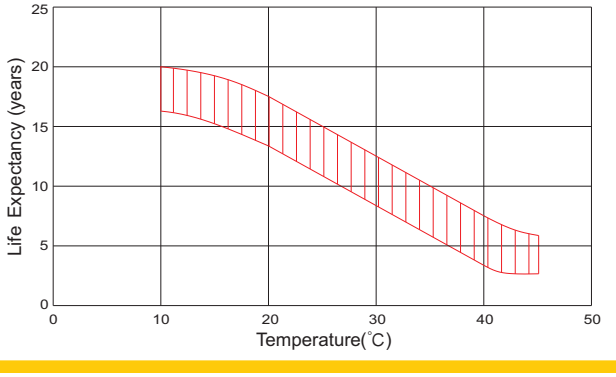

Life Characteristics Of Standby Use

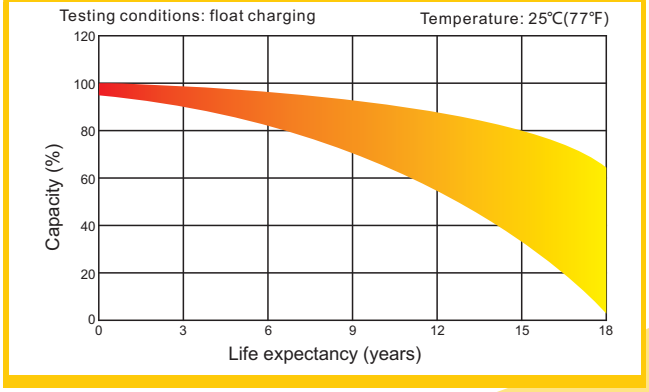

(Note) All above information shall be changed without prior notice, RITAR reserves the right to explain and update the latest information.

HENGYANG RITAR POWER CO.,LTD.
RITAR POWER (VIETNAM) CO.,LTD.
URL: www.ritarpower.com

Add: 10th Floor, Tower C, 1st Building, Software Industry Base, No.81, Xuefu Road, Nanshan District, Shenzhen, Guangdong, China 518057
Tel: +86-755-33981668/83475380 Fax: +86-755-83475180 E-mail: sales@ritarpower.com Version 22A-0